



Eye and Tissue Donation in Australia

Monthly Report

April 2020

Preliminary Data

Data collected from Australian Eye and Tissue Banks
This report supersedes any monthly interim summaries previously released for 2020

Produced 19 June 2020 6:57 AM
Data Received by ANZOD up to 18 June 2020

Contents

1	Acknowledgements	4
2	Counting Methodology	5
3	Eye and Tissue Donors	6
3.1	Unique Tissue Donors	6
3.2	Eye Donors	13
4	Tissue Donations	19
5	Notified Tissue Grafts Implanted	25
6	Notified Tissue Graft Recipients	29
7	Glossary and Definitions	32
8	Contributors	34

List of Figures

1	Unique Tissue Donors by Month, 2020	6
2	Unique Tissue Donors by Month and Jurisdiction, 2020	7
3	Unique Tissue Donors by Month and Donor Type, 2020	8
4	Unique Tissue Donors by Month and Gender, 2020	9
5	Unique Tissue Donors by Month and Age Range, 2020	10
6	Unique Tissue Donors by Age Range and Donor Type, 2020	11
7	Unique Tissue Donors by Age Range and Gender, 2020	12
8	Eye Donors by Month, 2020	13
9	Eye Donors by Month and Jurisdiction, 2020	14
10	Eye Donors by Month and Gender, 2020	15
11	Eye Donors by Month and Age Range, 2020	16
12	Eye Donors by Age Range and Gender, 2020	17
13	Eye Donors by Month and Donor Category, 2020	18
14	Tissue Donations by Month, 2020	19
15	Tissue Donations by Month and Jurisdiction, 2020	20
16	Tissue Donations by Month and Donor Type, 2020	21
17	Tissue Donations by Month and Gender, 2020	24
18	Notified Tissue Grafts Implanted by Month, 2020	25
19	Notified Tissue Grafts Implanted by Month and Tissue Type, 2020	26
20	Notified Eye Tissue Graft Transplants by Month, 2020	27
21	Notified Tissue Graft Recipients by Month, 2020	29
22	Notified Tissue Graft Recipients by Month and Tissue Type, 2020	30
23	Pancreas Islet Recipients by Month, 2020	31

List of Tables

1	Unique Tissue Donors by Jurisdiction of Retrieval and Month, 2020	7
2	Unique Living Tissue Donors by Jurisdiction of Retrieval and Month, 2020	8
3	Unique Deceased Tissue Donors by Jurisdiction of Retrieval and Month, 2020	8
4	Unique Female Tissue Donors by Jurisdiction of Retrieval and Month, 2020	9
5	Unique Male Tissue Donors by Jurisdiction of Retrieval and Month, 2020	9
6	Unique Tissue Donors by Jurisdiction of Retrieval and Age Range, 2020	10
7	Unique Living Tissue Donors by Jurisdiction of Retrieval and Age Range, 2020	11
8	Unique Deceased Tissue Donors by Jurisdiction of Retrieval and Age Range, 2020	11
9	Unique Female Tissue Donors by Jurisdiction of Retrieval and Age Range, 2020	12
10	Unique Male Tissue Donors by Jurisdiction of Retrieval and Age Range, 2020	12
11	Eye Donors by Jurisdiction of Retrieval and Month, 2020	14
12	Female Eye Donors by Jurisdiction of Retrieval and Month, 2020	15
13	Male Eye Donors by Jurisdiction of Retrieval and Month, 2020	15
14	Eye Donors by Jurisdiction of Retrieval and Age Range, 2020	16
15	Female Eye Donors by Jurisdiction of Retrieval and Age Range, 2020	17
16	Male Eye Donors by Jurisdiction of Retrieval and Age Range, 2020	17
17	Eye Donors by Jurisdiction of Retrieval and Donor Category, 2020	18
18	Tissue Donations by Jurisdiction of Retrieval and Month, 2020	20
19	Living Tissue Donations by Jurisdiction of Retrieval and Month, 2020	21
20	Living Tissue Donations by Jurisdiction of Retrieval and Tissue Type, 2020	22
21	Deceased Tissue Donations by Jurisdiction of Retrieval and Month, 2020	22
22	Deceased Tissue Donations by Jurisdiction of Retrieval and Donor Category, 2020	22
23	Intended Solid Organ Donor Who Became Eyes and Tissue Donors, 2020	23
24	Female Tissue Donations by Jurisdiction of Retrieval and Month, 2020	24
25	Male Tissue Donations by Jurisdiction of Retrieval and Month, 2020	24
26	Notified Tissue Grafts Implanted by Jurisdiction of Retrieving Bank and Month, 2020	25
27	Notified Tissue Grafts Implanted by Jurisdiction of Retrieving Bank and Tissue Type, 2020	26
28	Notified Eye Tissue Graft Transplants by Jurisdiction of Retrieving Bank and Month, 2020	27
29	Cornea Graft Transplants by Jurisdiction of Retrieving Bank and Month, 2020	28
30	Sclera Unit Graft Transplants by Jurisdiction of Retrieving Bank and Month, 2020	28
31	Notified Tissue Graft Recipients by Jurisdiction of Retrieving Bank and Month, 2020	29
32	Notified Tissue Graft Recipients by Jurisdiction of Retrieving Bank and Tissue Type, 2020	30
33	Pancreas Islet Graft Recipients by Transplant Jurisdiction and Month, 2020	31

1 Acknowledgements

According to the Eye Bank Association of Australia and New Zealand (EBAANZ), since the end of 2011, the number of corneal transplants in Australia each year has exceeded the number of new patients requiring transplants each year. This means the current demand for corneal transplants in Australia is being met and should be noted when comparing 2020 corneal transplantation numbers to previous years published.

2 Counting Methodology

Each eye and tissue bank uses a Minimum Data Set Template (MDS) to provide the Registry de-identified donor information for each tissue type, as well as aggregate data for reporting of notified tissue graft implants and notified tissue graft recipients.

Data received undergoes reconciliation and cross checking between the solid organ sector (ANZOD), the eye sector (participating eye banks) and the tissue sector (participating tissue banks) to ensure accuracy at the time of reporting.

The Registry declares:

- All donations of eye tissue have come from deceased donors.
- Eye donors include those who have donated 2 whole eyes, 2 corneas or one whole eye or one cornea.
- Eye and Tissue Graft Implants and Transplant Recipient data includes transplant events that have occurred in a different jurisdiction to where the tissue was donated.
- Graft Implants and Transplant Recipient data may or may not be a direct outcome of tissue donations reported for the month, as tissue can be stored for a period of time before the graft is implanted.
- Outcome data does not capture tissue that has been supplied for implant but not yet notified as implanted to the distributing tissue bank.

3 Eye and Tissue Donors

3.1 Unique Tissue Donors

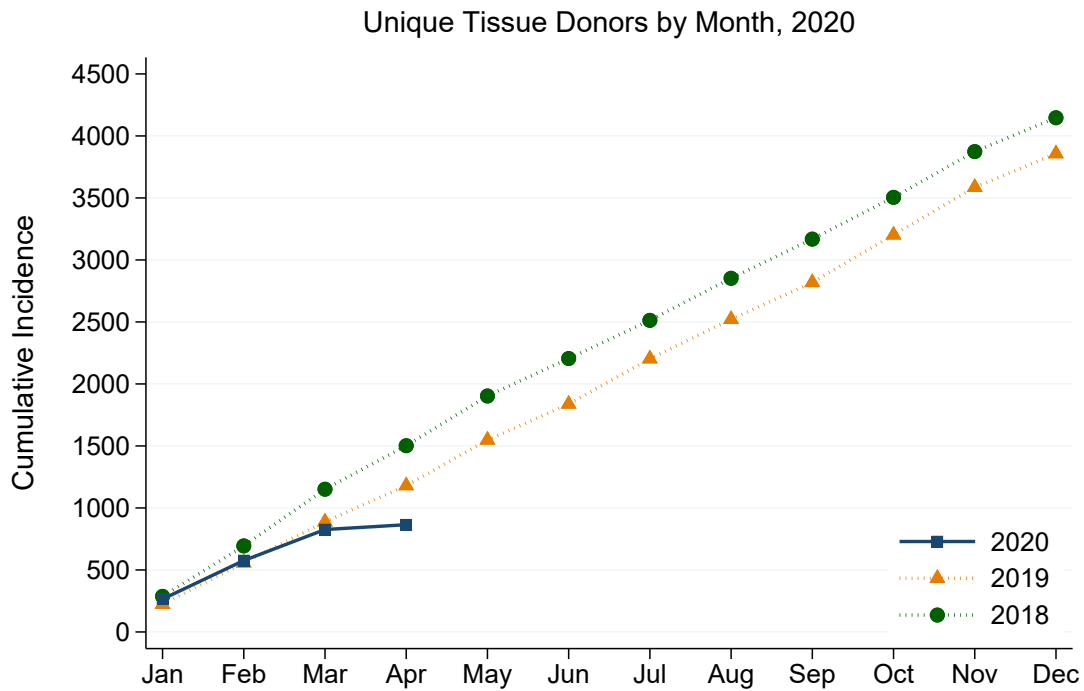


Figure 1: Unique Tissue Donors by Month, 2020

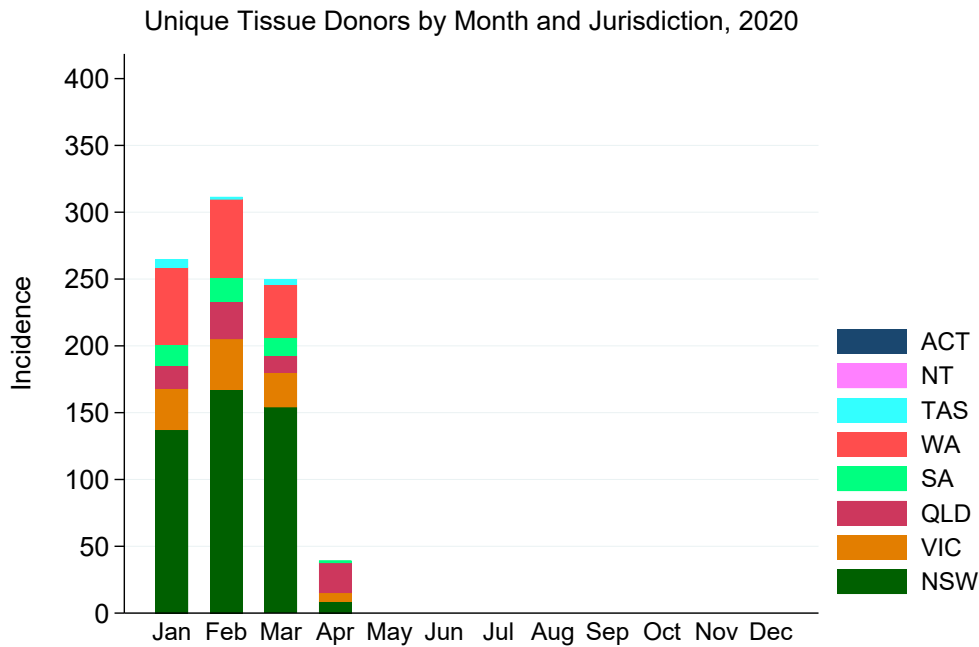


Figure 2: Unique Tissue Donors by Month and Jurisdiction, 2020

Table 1: Unique Tissue Donors by Jurisdiction of Retrieval and Month, 2020

	Jan	Feb	Mar	Apr	May	Jun	Jul	Aug	Sep	Oct	Nov	Dec	Total
NSW	137	167	154	9									467
VIC	31	38	26	6									101
QLD	17	28	13	23									81
SA	16	18	13	1									48
WA	58	59	40	0									157
TAS	6	1	4	0									11
NT	0	0	0	0									0
ACT	0	0	0	0									0
AUSTRALIA	265	311	250	39									865

Eye and Tissue Donation Registry

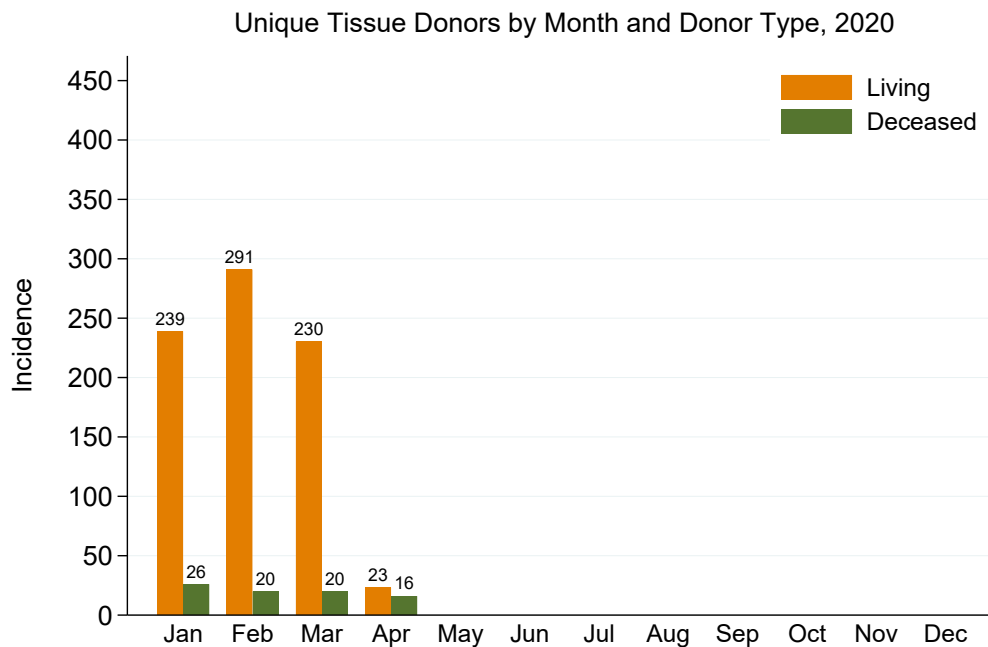


Figure 3: Unique Tissue Donors by Month and Donor Type, 2020

Table 2: Unique Living Tissue Donors by Jurisdiction of Retrieval and Month, 2020

	Jan	Feb	Mar	Apr	May	Jun	Jul	Aug	Sep	Oct	Nov	Dec	Total
NSW	126	164	148	6									444
VIC	27	31	23	1									82
QLD	9	21	5	16									51
SA	14	18	12	0									44
WA	57	57	38	0									152
TAS	6	0	4	0									10
NT	0	0	0	0									0
ACT	0	0	0	0									0
AUSTRALIA	239	291	230	23									783

Table 3: Unique Deceased Tissue Donors by Jurisdiction of Retrieval and Month, 2020

	Jan	Feb	Mar	Apr	May	Jun	Jul	Aug	Sep	Oct	Nov	Dec	Total
NSW	11	3	6	3									23
VIC	4	7	3	5									19
QLD	8	7	8	7									30
SA	2	0	1	1									4
WA	1	2	2	0									5
TAS	0	1	0	0									1
NT	0	0	0	0									0
ACT	0	0	0	0									0
AUSTRALIA	26	20	20	16									82

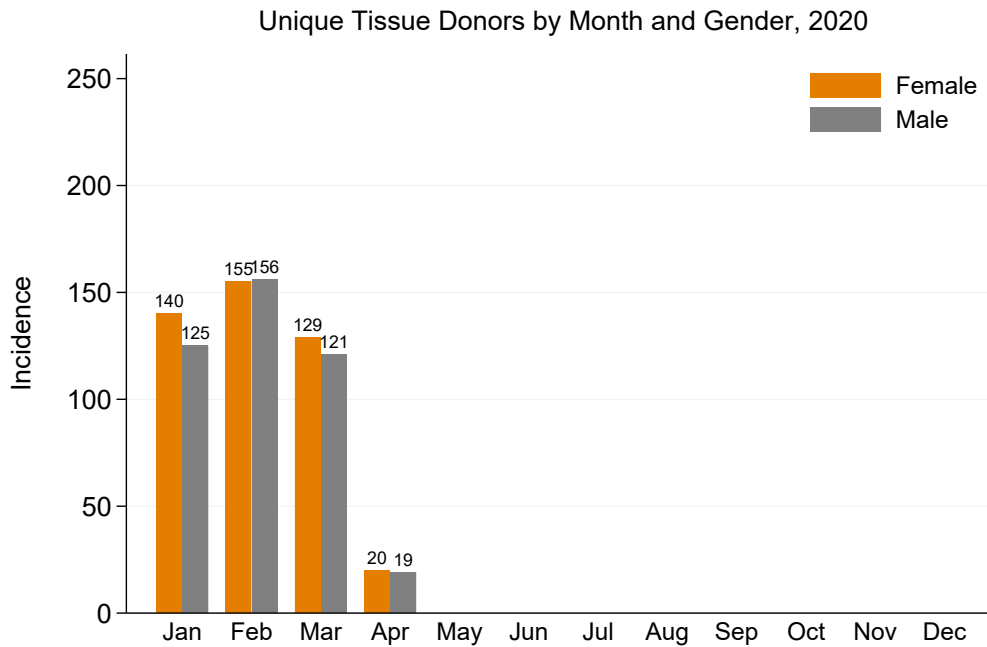


Figure 4: Unique Tissue Donors by Month and Gender, 2020

Table 4: Unique Female Tissue Donors by Jurisdiction of Retrieval and Month, 2020

	Jan	Feb	Mar	Apr	May	Jun	Jul	Aug	Sep	Oct	Nov	Dec	Total
NSW	72	93	88	6									259
VIC	17	16	9	3									45
QLD	3	11	2	10									26
SA	8	4	7	1									20
WA	38	30	21	0									89
TAS	2	1	2	0									5
NT	0	0	0	0									0
ACT	0	0	0	0									0
AUSTRALIA	140	155	129	20									444

Table 5: Unique Male Tissue Donors by Jurisdiction of Retrieval and Month, 2020

	Jan	Feb	Mar	Apr	May	Jun	Jul	Aug	Sep	Oct	Nov	Dec	Total
NSW	65	74	66	3									208
VIC	14	22	17	3									56
QLD	14	17	11	13									55
SA	8	14	6	0									28
WA	20	29	19	0									68
TAS	4	0	2	0									6
NT	0	0	0	0									0
ACT	0	0	0	0									0
AUSTRALIA	125	156	121	19									421

Eye and Tissue Donation Registry

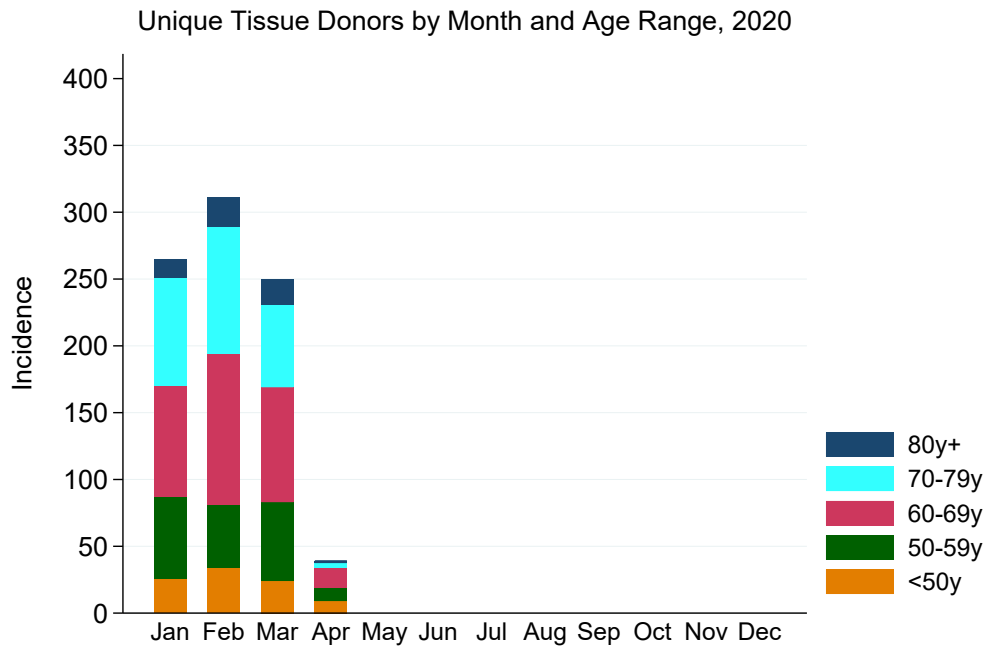


Figure 5: Unique Tissue Donors by Month and Age Range, 2020

Table 6: Unique Tissue Donors by Jurisdiction of Retrieval and Age Range, 2020

	<50y	50-59y	60-69y	70-79y	80y+	Total
NSW	37	90	173	129	38	467
VIC	13	22	35	27	4	101
QLD	23	21	32	4	1	81
SA	8	12	7	16	5	48
WA	10	29	44	66	8	157
TAS	2	3	6	0	0	11
NT	0	0	0	0	0	0
ACT	0	0	0	0	0	0
AUSTRALIA	93	177	297	242	56	865

Eye and Tissue Donation Registry

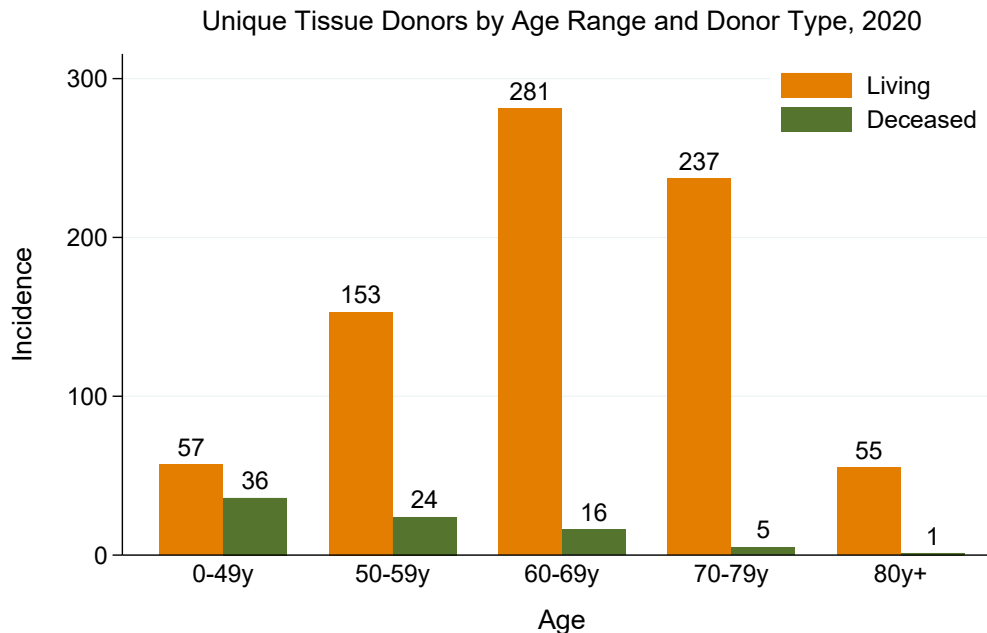


Figure 6: Unique Tissue Donors by Age Range and Donor Type, 2020

Table 7: Unique Living Tissue Donors by Jurisdiction of Retrieval and Age Range, 2020

	<50y	50-59y	60-69y	70-79y	80y+	Total
NSW	32	83	165	127	37	444
VIC	2	16	33	27	4	82
QLD	7	14	28	1	1	51
SA	6	11	6	16	5	44
WA	9	26	43	66	8	152
TAS	1	3	6	0	0	10
NT	0	0	0	0	0	0
ACT	0	0	0	0	0	0
AUSTRALIA	57	153	281	237	55	783

Table 8: Unique Deceased Tissue Donors by Jurisdiction of Retrieval and Age Range, 2020

	<50y	50-59y	60-69y	70-79y	80y+	Total
NSW	5	7	8	2	1	23
VIC	11	6	2	0	0	19
QLD	16	7	4	3	0	30
SA	2	1	1	0	0	4
WA	1	3	1	0	0	5
TAS	1	0	0	0	0	1
NT	0	0	0	0	0	0
ACT	0	0	0	0	0	0
AUSTRALIA	36	24	16	5	1	82

Eye and Tissue Donation Registry

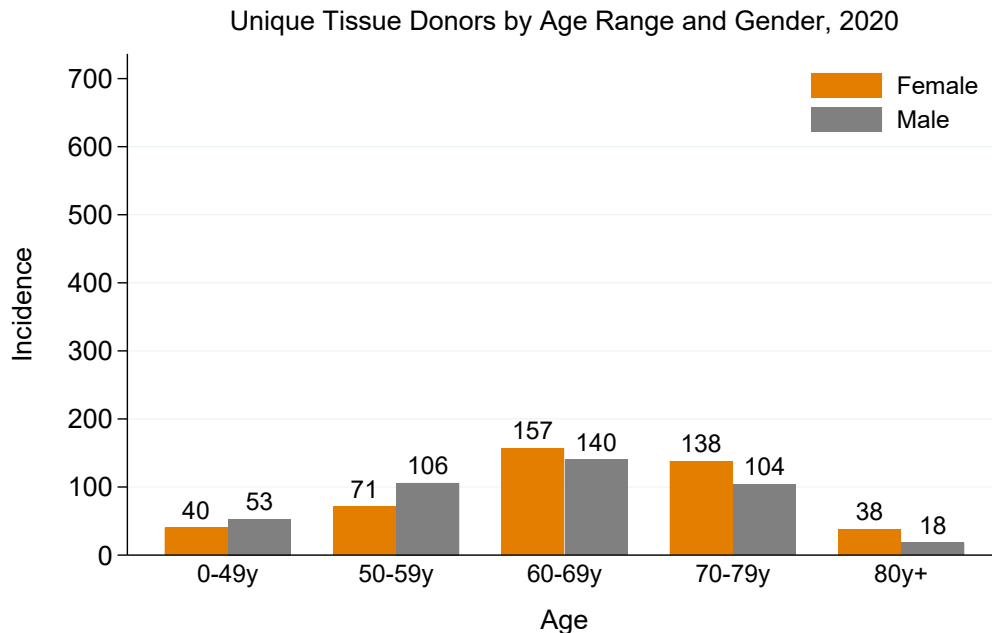


Figure 7: Unique Tissue Donors by Age Range and Gender, 2020

Table 9: Unique Female Tissue Donors by Jurisdiction of Retrieval and Age Range, 2020

	<50y	50-59y	60-69y	70-79y	80y+	Total
NSW	25	39	93	74	28	259
VIC	3	6	16	16	4	45
QLD	5	5	12	3	1	26
SA	2	5	3	9	1	20
WA	4	15	30	36	4	89
TAS	1	1	3	0	0	5
NT	0	0	0	0	0	0
ACT	0	0	0	0	0	0
AUSTRALIA	40	71	157	138	38	444

Table 10: Unique Male Tissue Donors by Jurisdiction of Retrieval and Age Range, 2020

	<50y	50-59y	60-69y	70-79y	80y+	Total
NSW	12	51	80	55	10	208
VIC	10	16	19	11	0	56
QLD	18	16	20	1	0	55
SA	6	7	4	7	4	28
WA	6	14	14	30	4	68
TAS	1	2	3	0	0	6
NT	0	0	0	0	0	0
ACT	0	0	0	0	0	0
AUSTRALIA	53	106	140	104	18	421

Eye and Tissue Donation Registry

3.2 Eye Donors

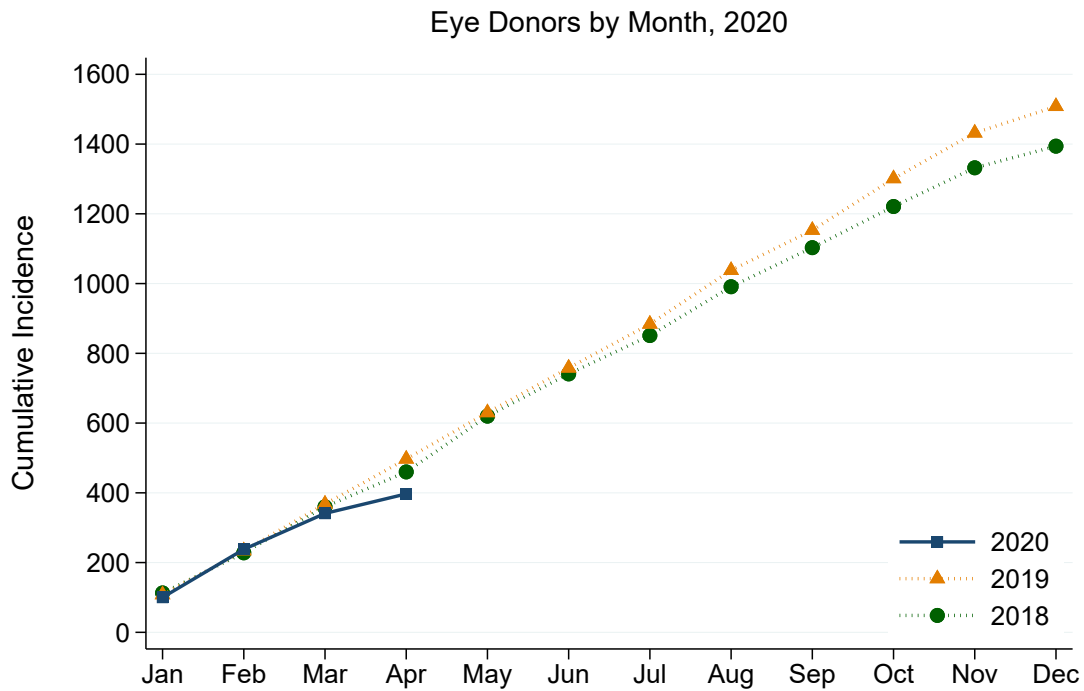


Figure 8: Eye Donors by Month, 2020

Eye and Tissue Donation Registry

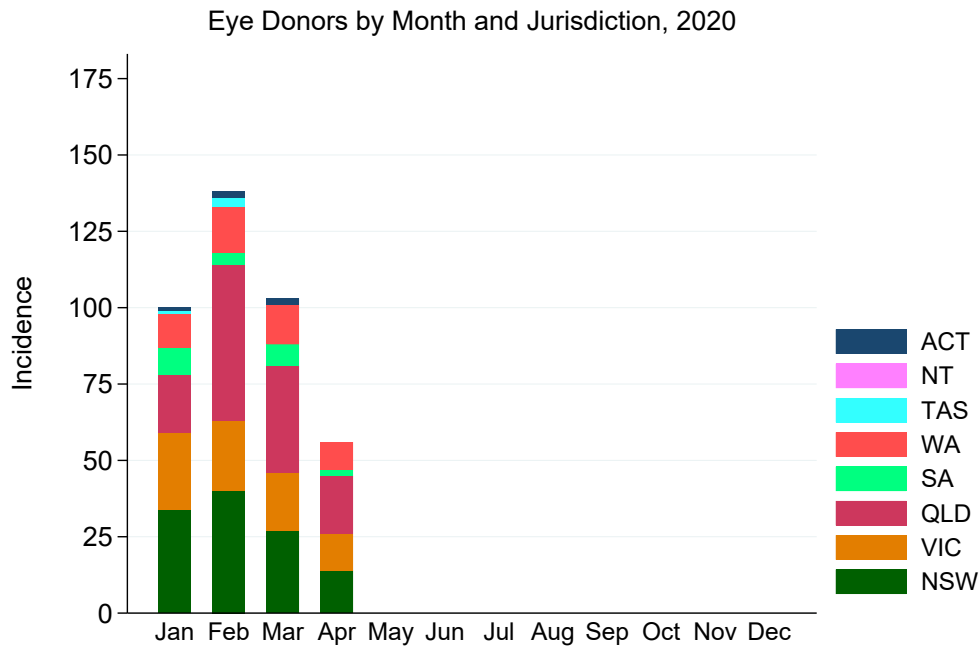


Figure 9: Eye Donors by Month and Jurisdiction, 2020

Table 11: Eye Donors by Jurisdiction of Retrieval and Month, 2020

	Jan	Feb	Mar	Apr	May	Jun	Jul	Aug	Sep	Oct	Nov	Dec	Total
NSW	34	40	27	14									115
VIC	25	23	19	12									79
QLD	19	51	35	19									124
SA	9	4	7	2									22
WA	11	15	13	9									48
TAS	1	3	0	0									4
NT	0	0	0	0									0
ACT	1	2	2	0									5
AUSTRALIA	100	138	103	56									397

Eye and Tissue Donation Registry

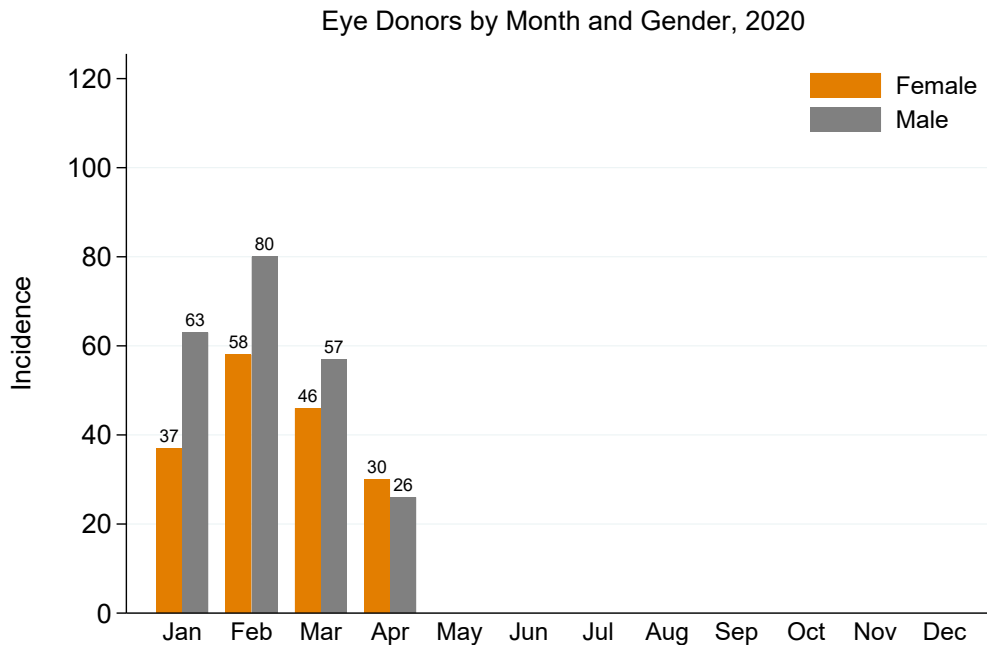


Figure 10: Eye Donors by Month and Gender, 2020

Table 12: Female Eye Donors by Jurisdiction of Retrieval and Month, 2020

	Jan	Feb	Mar	Apr	May	Jun	Jul	Aug	Sep	Oct	Nov	Dec	Total
NSW	11	19	14	8									52
VIC	7	6	6	5									24
QLD	8	20	18	13									59
SA	5	4	3	1									13
WA	5	7	4	3									19
TAS	0	1	0	0									1
NT	0	0	0	0									0
ACT	1	1	1	0									3
AUSTRALIA	37	58	46	30									171

Table 13: Male Eye Donors by Jurisdiction of Retrieval and Month, 2020

	Jan	Feb	Mar	Apr	May	Jun	Jul	Aug	Sep	Oct	Nov	Dec	Total
NSW	23	21	13	6									63
VIC	18	17	13	7									55
QLD	11	31	17	6									65
SA	4	0	4	1									9
WA	6	8	9	6									29
TAS	1	2	0	0									3
NT	0	0	0	0									0
ACT	0	1	1	0									2
AUSTRALIA	63	80	57	26									226

Eye and Tissue Donation Registry

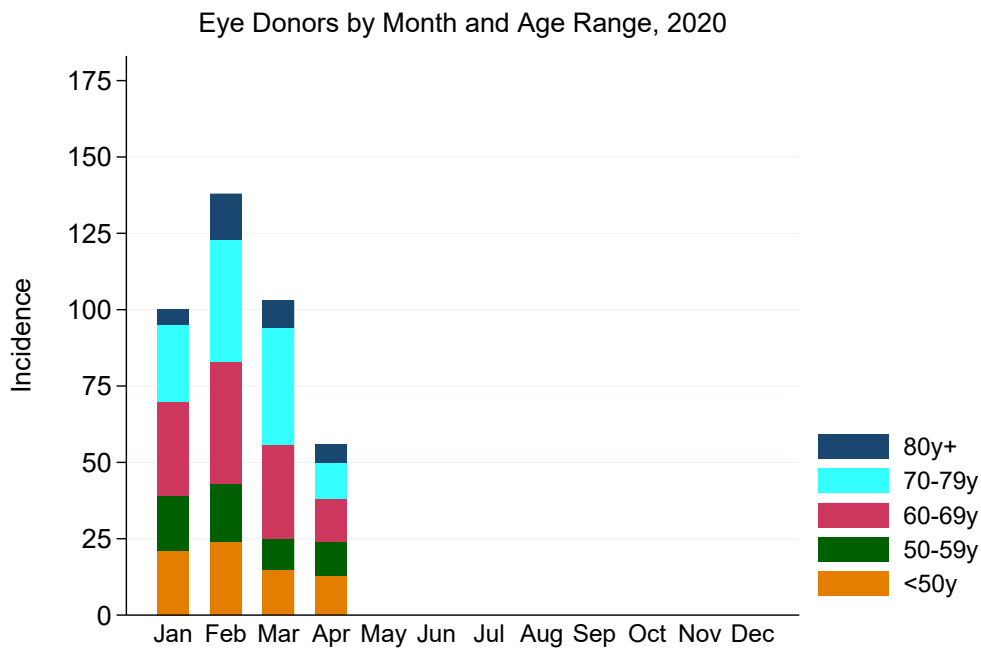


Figure 11: Eye Donors by Month and Age Range, 2020

Table 14: Eye Donors by Jurisdiction of Retrieval and Age Range, 2020

	<50y	50-59y	60-69y	70-79y	80y+	Total
NSW	12	14	33	35	21	115
VIC	21	9	26	22	1	79
QLD	27	16	28	42	11	124
SA	4	6	5	7	0	22
WA	8	11	21	7	1	48
TAS	1	1	1	1	0	4
NT	0	0	0	0	0	0
ACT	0	1	2	1	1	5
AUSTRALIA	73	58	116	115	35	397

Eye and Tissue Donation Registry

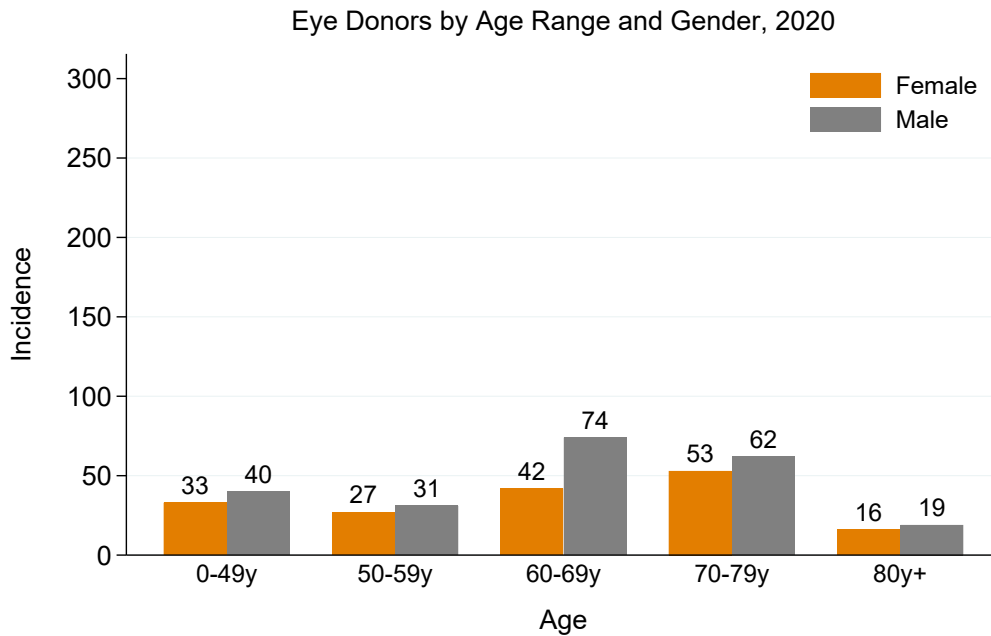


Figure 12: Eye Donors by Age Range and Gender, 2020

Table 15: Female Eye Donors by Jurisdiction of Retrieval and Age Range, 2020

	<50y	50-59y	60-69y	70-79y	80y+	Total
NSW	5	8	11	16	12	52
VIC	7	2	8	7	0	24
QLD	12	7	12	24	4	59
SA	2	4	3	4	0	13
WA	6	5	7	1	0	19
TAS	1	0	0	0	0	1
NT	0	0	0	0	0	0
ACT	0	1	1	1	0	3
AUSTRALIA	33	27	42	53	16	171

Table 16: Male Eye Donors by Jurisdiction of Retrieval and Age Range, 2020

	<50y	50-59y	60-69y	70-79y	80y+	Total
NSW	7	6	22	19	9	63
VIC	14	7	18	15	1	55
QLD	15	9	16	18	7	65
SA	2	2	2	3	0	9
WA	2	6	14	6	1	29
TAS	0	1	1	1	0	3
NT	0	0	0	0	0	0
ACT	0	0	1	0	1	2
AUSTRALIA	40	31	74	62	19	226

Eye and Tissue Donation Registry

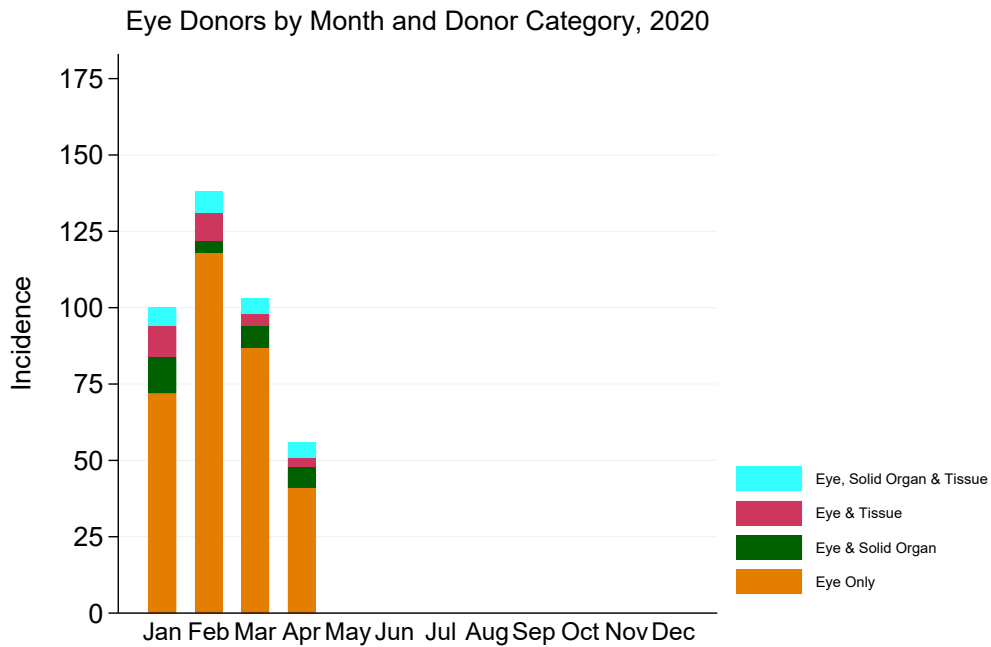


Figure 13: Eye Donors by Month and Donor Category, 2020

Table 17: Eye Donors by Jurisdiction of Retrieval and Donor Category, 2020

	Eye Only	Eye and Solid Organ	Eye and Tissue	Eye, Solid Organ and Tissue
NSW	96	9	4	6
VIC	57	10	6	6
QLD	102	1	14	7
SA	17	3	0	2
WA	40	5	2	1
TAS	1	2	0	1
ACT	5	0	0	0
AUSTRALIA	318	30	26	23

4 Tissue Donations

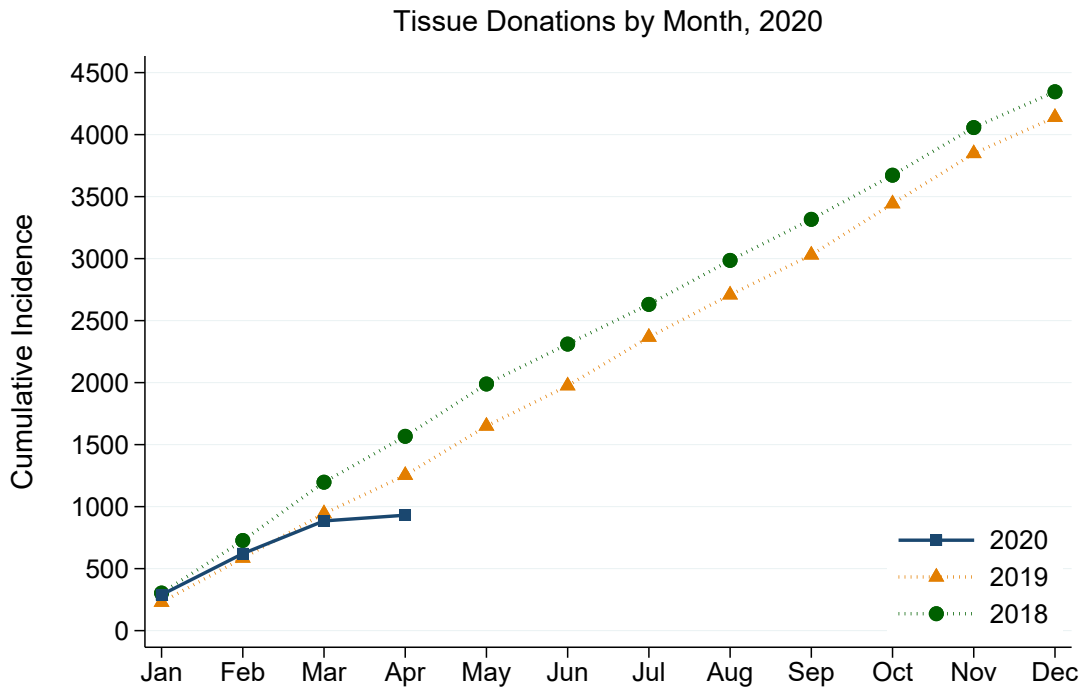


Figure 14: Tissue Donations by Month, 2020

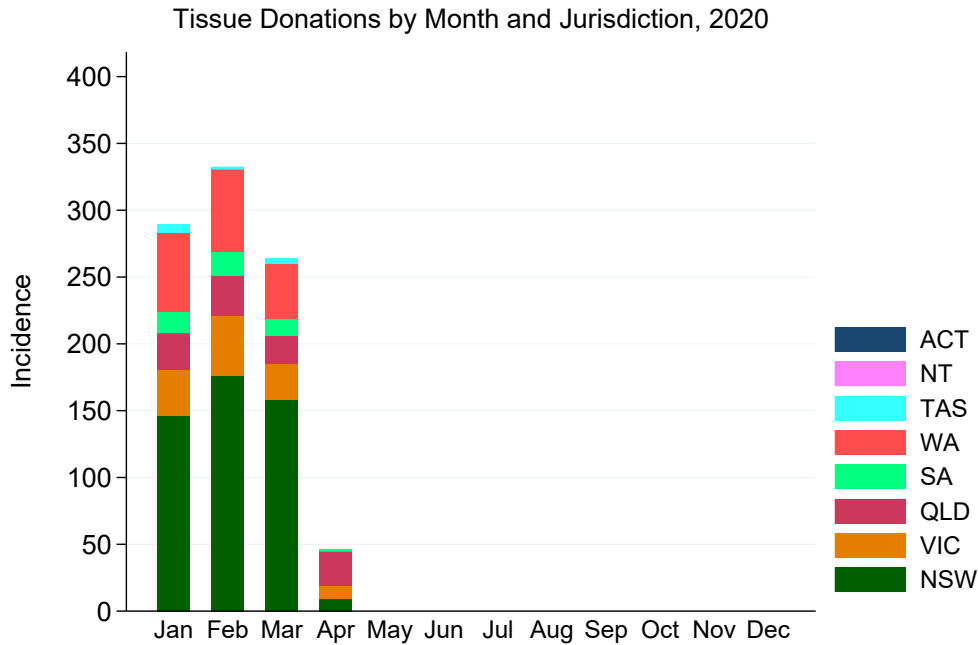


Figure 15: Tissue Donations by Month and Jurisdiction, 2020

Table 18: Tissue Donations by Jurisdiction of Retrieval and Month, 2020

	Jan	Feb	Mar	Apr	May	Jun	Jul	Aug	Sep	Oct	Nov	Dec	Total
NSW	146	176	158	9									489
VIC	35	45	27	10									117
QLD	27	30	21	26									104
SA	16	18	13	1									48
WA	59	62	41	0									162
TAS	6	1	4	0									11
NT	0	0	0	0									0
ACT	0	0	0	0									0
AUSTRALIA	289	332	264	46									931

Eye and Tissue Donation Registry

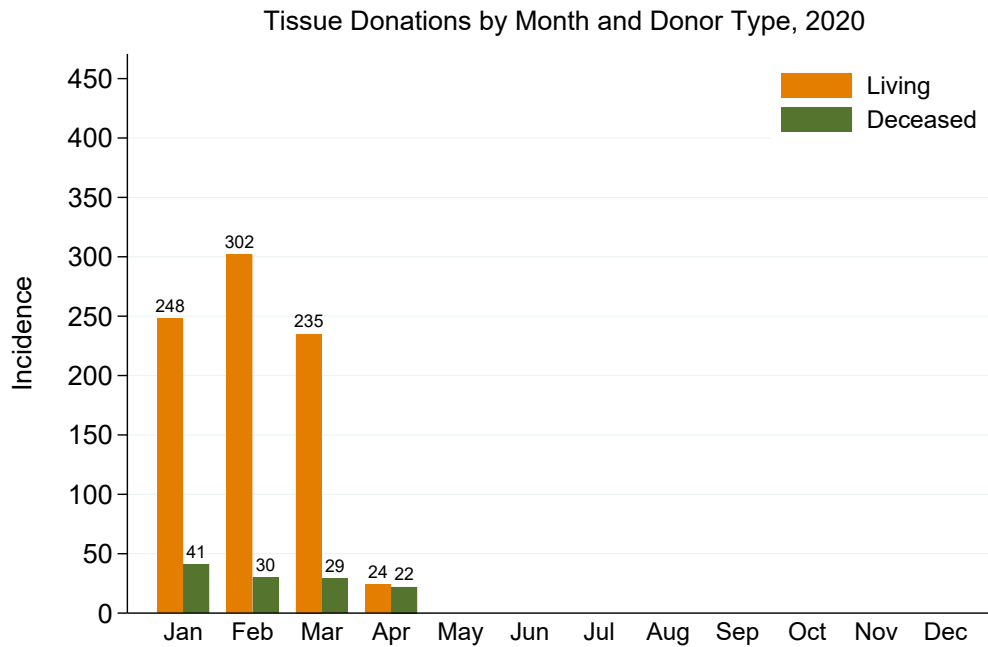


Figure 16: Tissue Donations by Month and Donor Type, 2020

Table 19: Living Tissue Donations by Jurisdiction of Retrieval and Month, 2020

	Jan	Feb	Mar	Apr	May	Jun	Jul	Aug	Sep	Oct	Nov	Dec	Total
NSW	133	172	152	6									463
VIC	27	31	23	1									82
QLD	10	21	5	17									53
SA	14	18	12	0									44
WA	58	60	39	0									157
TAS	6	0	4	0									10
NT	0	0	0	0									0
ACT	0	0	0	0									0
AUSTRALIA	248	302	235	24									809

Eye and Tissue Donation Registry

Table 20: Living Tissue Donations by Jurisdiction of Retrieval and Tissue Type, 2020

	Amnion	Cardiovascular	Musculoskeletal
NSW	12	1	450
VIC	0	1	81
QLD	0	0	53
SA	0	0	44
WA	0	0	157
TAS	0	0	10
NT	0	0	0
ACT	0	0	0
AUSTRALIA	12	2	795

Table 21: Deceased Tissue Donations by Jurisdiction of Retrieval and Month, 2020

	Jan	Feb	Mar	Apr	May	Jun	Jul	Aug	Sep	Oct	Nov	Dec	Total
NSW	13	4	6	3									26
VIC	8	14	4	9									35
QLD	17	9	16	9									51
SA	2	0	1	1									4
WA	1	2	2	0									5
TAS	0	1	0	0									1
NT	0	0	0	0									0
ACT	0	0	0	0									0
AUSTRALIA	41	30	29	22									122

Table 22: Deceased Tissue Donations by Jurisdiction of Retrieval and Donor Category, 2020

	Solid Organ/Tissue				Tissue Only				Total			
	cv	ms	skin	pi	cv	ms	skin	pi	cv	ms	skin	pi
NSW	15	4	1	1	1	4	0	0	16	8	1	1
VIC	5	5	5	0	6	6	8	0	11	11	13	0
QLD	5	4	6	1	1	18	16	0	6	22	22	1
SA	4	0	0	0	0	0	0	0	4	0	0	0
WA	0	2	0	0	0	3	0	0	0	5	0	0
TAS	1	0	0	0	0	0	0	0	1	0	0	0
NT	0	0	0	0	0	0	0	0	0	0	0	0
ACT	0	0	0	0	0	0	0	0	0	0	0	0
AUSTRALIA	30	15	12	2	8	31	24	0	38	46	36	2

Eye and Tissue Donation Registry

Table 23: Intended Solid Organ Donor Who Became Eyes and Tissue Donors, 2020

	Eye Only	Tissue Only	Eye and Tissue
NSW	0	1	0
VIC	0	0	0
QLD	3	1	2
SA	0	0	0
WA	0	1	0
TAS	0	0	0
NT	0	0	0
ACT	0	0	0
AUSTRALIA	3	3	2

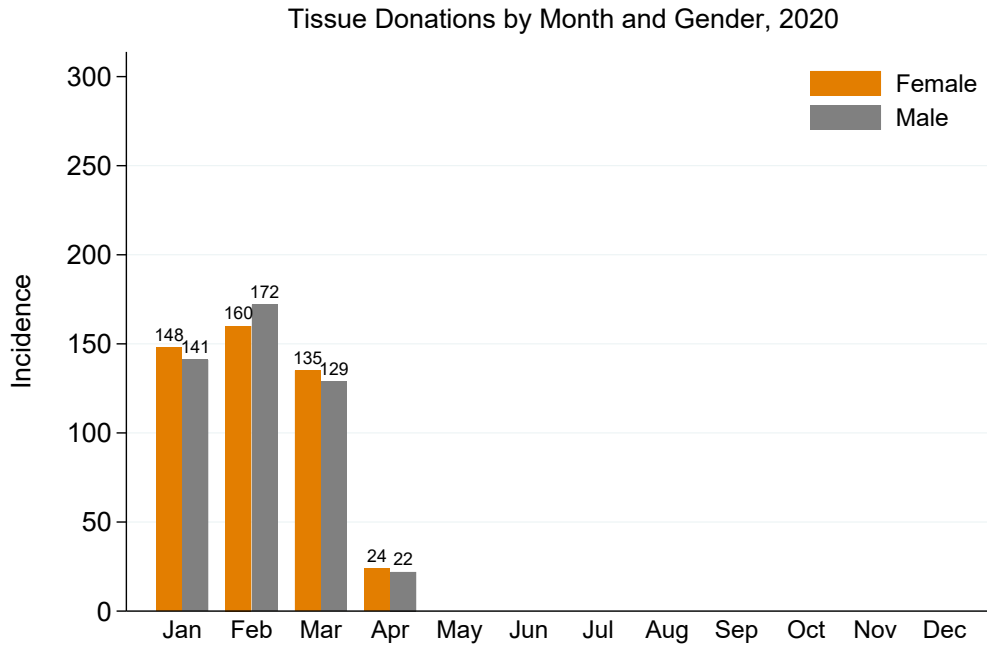


Figure 17: Tissue Donations by Month and Gender, 2020

Table 24: Female Tissue Donations by Jurisdiction of Retrieval and Month, 2020

	Jan	Feb	Mar	Apr	May	Jun	Jul	Aug	Sep	Oct	Nov	Dec	Total
NSW	78	95	90	6									269
VIC	17	16	9	6									48
QLD	5	12	5	11									33
SA	8	4	7	1									20
WA	38	32	22	0									92
TAS	2	1	2	0									5
NT	0	0	0	0									0
ACT	0	0	0	0									0
AUSTRALIA	148	160	135	24									467

Table 25: Male Tissue Donations by Jurisdiction of Retrieval and Month, 2020

	Jan	Feb	Mar	Apr	May	Jun	Jul	Aug	Sep	Oct	Nov	Dec	Total
NSW	68	81	68	3									220
VIC	18	29	18	4									69
QLD	22	18	16	15									71
SA	8	14	6	0									28
WA	21	30	19	0									70
TAS	4	0	2	0									6
NT	0	0	0	0									0
ACT	0	0	0	0									0
AUSTRALIA	141	172	129	22									464

5 Notified Tissue Grafts Implanted

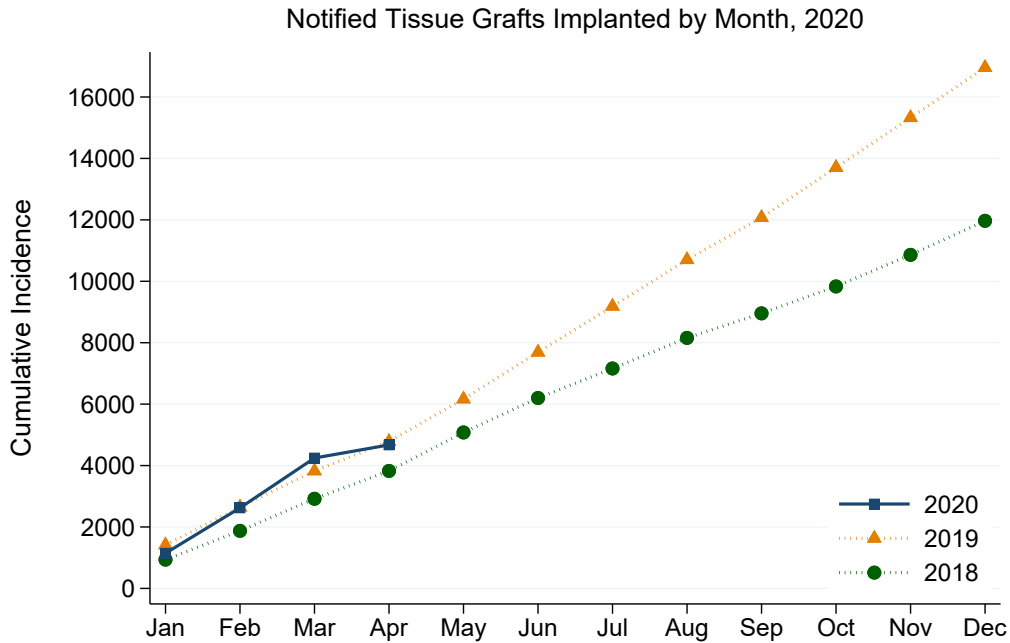


Figure 18: Notified Tissue Grafts Implanted by Month, 2020

Table 26: Notified Tissue Grafts Implanted by Jurisdiction of Retrieving Bank and Month, 2020

	Jan	Feb	Mar	Apr	May	Jun	Jul	Aug	Sep	Oct	Nov	Dec	Total
NSW	790	1078	1238	107									3213
VIC	66	96	60	33									255
QLD	214	201	201	248									864
SA	9	1	8	5									23
WA	66	101	117	33									317
TAS	0	0	0	0									0
NT	0	0	0	0									0
ACT	0	0	0	0									0
AUSTRALIA	1145	1477	1624	426									4672

Eye and Tissue Donation Registry

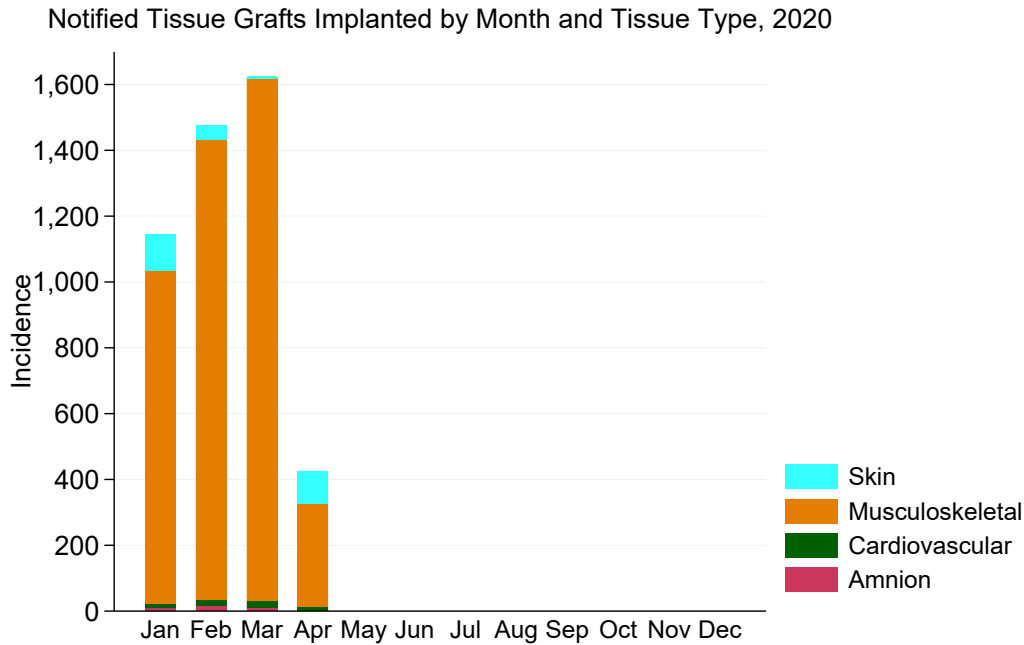


Figure 19: Notified Tissue Grafts Implanted by Month and Tissue Type, 2020

Table 27: Notified Tissue Grafts Implanted by Jurisdiction of Retrieving Bank and Tissue Type, 2020

	Amnion	Cardiovascular	Musculoskeletal	Skin
NSW	37	62	3114	0
VIC	0	5	196	54
QLD	0	0	660	204
SA	0	0	23	0
WA	0	0	317	0
ACT	0	0	0	0
AUSTRALIA	37	67	4310	258

Eye and Tissue Donation Registry

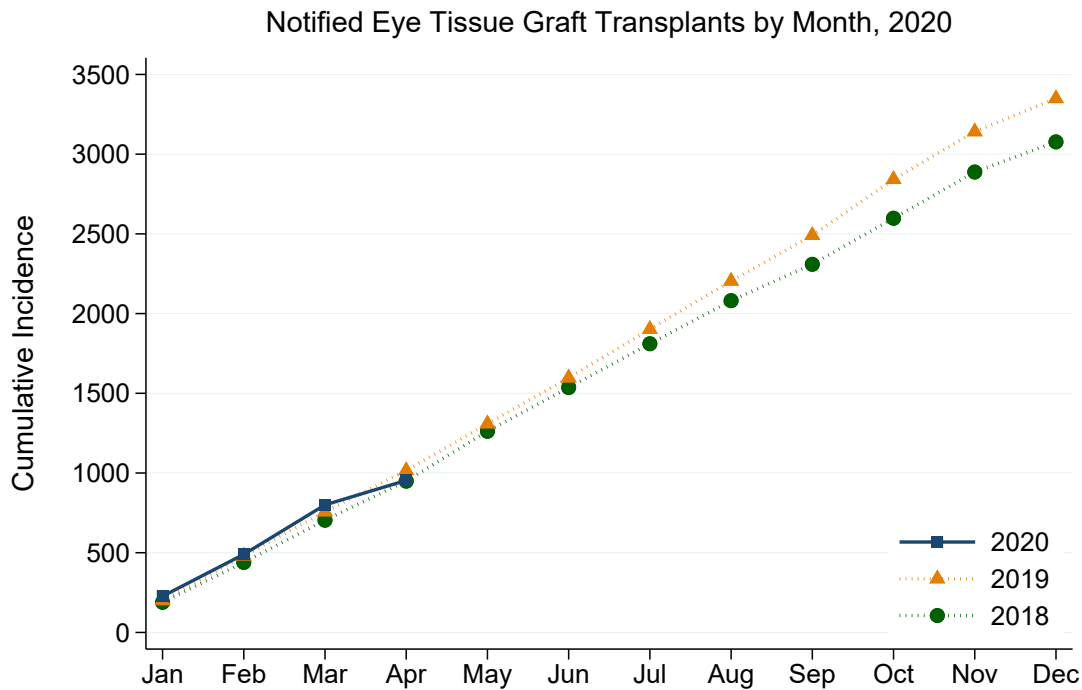


Figure 20: Notified Eye Tissue Graft Transplants by Month, 2020

Table 28: Notified Eye Tissue Graft Transplants by Jurisdiction of Retrieving Bank and Month, 2020

	Jan	Feb	Mar	Apr	May	Jun	Jul	Aug	Sep	Oct	Nov	Dec	Total
NSW	56	80	104	35									275
VIC	44	53	60	29									186
QLD	68	72	90	50									280
SA	17	13	19	10									59
WA	37	35	37	22									131
TAS	2	7	0	8									17
NT	0	0	0	0									0
ACT	3	3	0	0									6
AUSTRALIA	227	263	310	154									954

Eye and Tissue Donation Registry

Table 29: Cornea Graft Transplants by Jurisdiction of Retrieving Bank and Month, 2020

	Jan	Feb	Mar	Apr	May	Jun	Jul	Aug	Sep	Oct	Nov	Dec	Total
NSW	41	58	76	19									194
VIC	30	41	35	14									120
QLD	53	60	75	40									228
SA	14	5	11	3									33
WA	26	24	29	11									90
TAS	1	4	0	3									8
NT	0	0	0	0									0
ACT	2	1	0	0									3
AUSTRALIA	167	193	226	90									676

Table 30: Sclera Unit Graft Transplants by Jurisdiction of Retrieving Bank and Month, 2020

	Jan	Feb	Mar	Apr	May	Jun	Jul	Aug	Sep	Oct	Nov	Dec	Total
NSW	15	22	28	16									81
VIC	14	12	25	15									66
QLD	15	12	15	10									52
SA	3	8	8	7									26
WA	11	11	8	11									41
TAS	1	3	0	5									9
NT	0	0	0	0									0
ACT	1	2	0	0									3
AUSTRALIA	60	70	84	64									278

6 Notified Tissue Graft Recipients

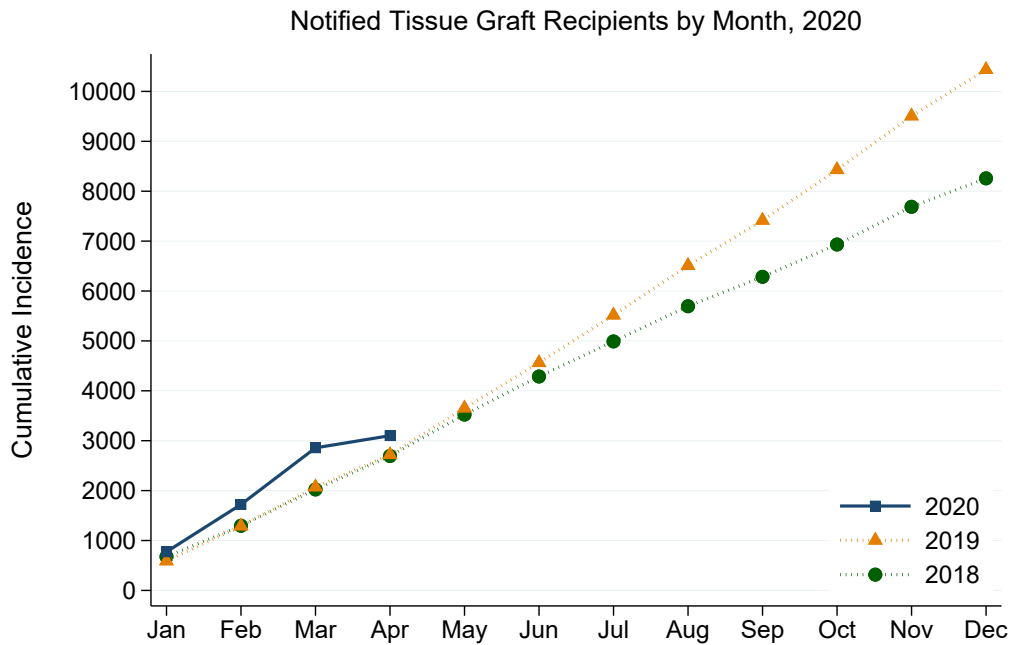


Figure 21: Notified Tissue Graft Recipients by Month, 2020

Table 31: Notified Tissue Graft Recipients by Jurisdiction of Retrieving Bank and Month, 2020

	Jan	Feb	Mar	Apr	May	Jun	Jul	Aug	Sep	Oct	Nov	Dec	Total
NSW	577	676	847	78									2178
VIC	62	56	49	25									192
QLD	93	161	161	110									525
SA	5	1	5	4									15
WA	36	56	72	27									191
TAS	0	0	0	0									0
NT	0	0	0	0									0
ACT	0	0	0	0									0
AUSTRALIA	773	950	1134	244									3101

Eye and Tissue Donation Registry

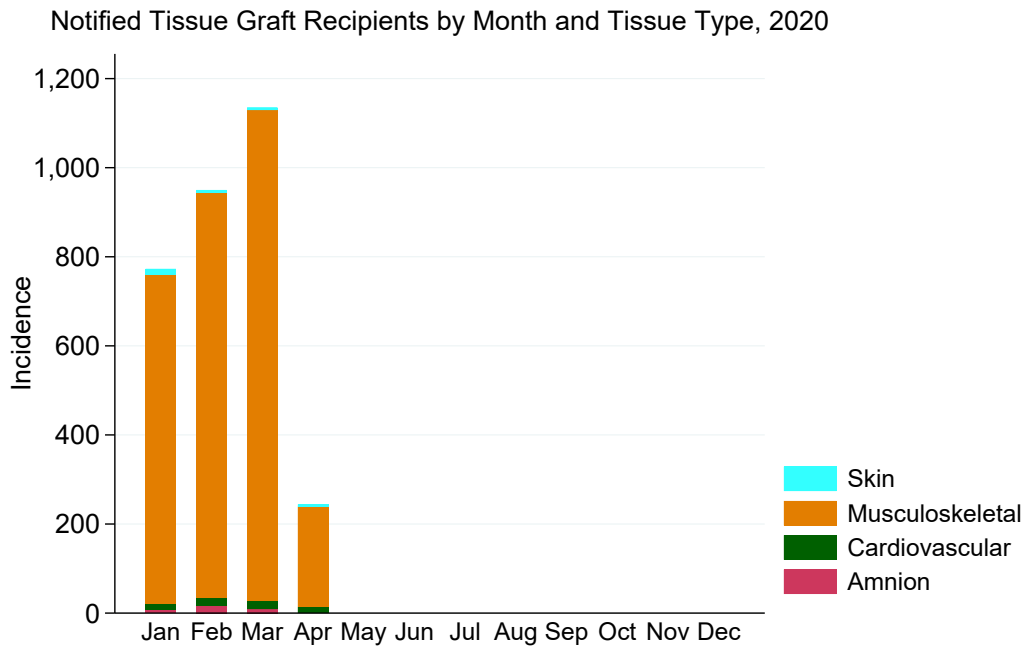


Figure 22: Notified Tissue Graft Recipients by Month and Tissue Type, 2020

Table 32: Notified Tissue Graft Recipients by Jurisdiction of Retrieving Bank and Tissue Type, 2020

	Amnion	Cardiovascular	Musculoskeletal	Skin
NSW	33	60	2085	0
VIC	0	5	175	12
QLD	0	0	510	15
SA	0	0	15	0
WA	0	0	191	0
ACT	0	0	0	0
AUSTRALIA	33	65	2976	27

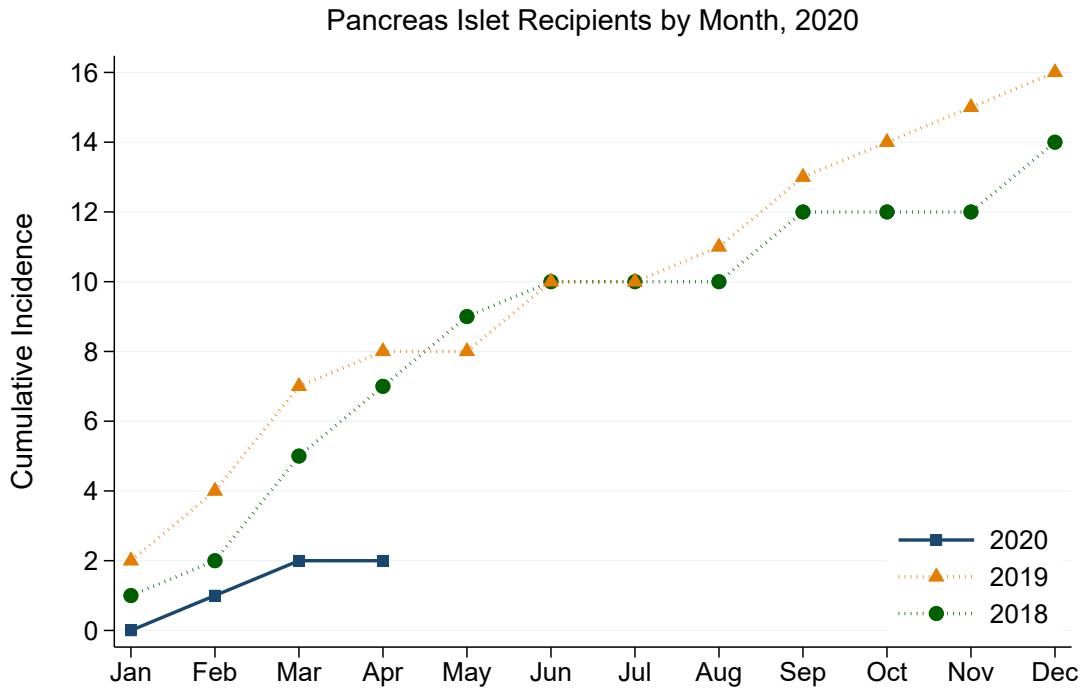


Figure 23: Pancreas Islet Recipients by Month, 2020

Table 33: Pancreas Islet Graft Recipients by Transplant Jurisdiction and Month, 2020

	Jan	Feb	Mar	Apr	May	Jun	Jul	Aug	Sep	Oct	Nov	Dec	Total
NSW	0	1	1	0									2
VIC	0	0	0	0									0
QLD	0	0	0	0									0
SA	0	0	0	0									0
WA	0	0	0	0									0
TAS	0	0	0	0									0
NT	0	0	0	0									0
ACT	0	0	0	0									0
AUSTRALIA	0	1	1	0									2

7 Glossary and Definitions

- 1 *Amnion (am)* – is the innermost layer of the embryonic membranes.
- 2 *Cardiovascular tissue (cv)* – includes, but not limited to, heart valves, pericardium and annexed vessels.
- 3 *Cornea* – The cornea is the transparent anterior tissue of the eyeball consisting of many layers.
- 4 *Deceased solid organ and tissue donation* – identifies a donation event where one or more solid organs and tissues are retrieved from a deceased donor. Data has been crosschecked with the solid organ and tissue sector to ensure the donor has met the deceased solid organ and tissue donation criteria.
- 5 *Deceased tissue donation* – identifies a donation event where one or more tissues are retrieved from a deceased donor and can comprise of musculoskeletal, cardiovascular, skin or eye tissue.
- 6 *Donation event*
 - A single retrieval event, within a calendar day, where a living donor can donate one or more musculoskeletal, cardiovascular, or amnion tissues.
 - Retrieval from deceased donors of solid organ, tissue and/or eyes that may occur on differing days but after the donor declaration of death date.
- 7 *Eye only donor* – A deceased donor where eye only retrieval has taken place. A donor is counted as an eye only donor if 2 whole eyes, 2 corneas only, one eye or one cornea only is retrieved. Outcomes of donated eye tissue are not limited to transplantation.
- 8 *Eye and solid organ (and tissue) donor* – A deceased donor where eye and solid organ retrieval has taken place. These donors may or may not have donated an additional tissue(s) e.g. musculoskeletal, cardiovascular or skin. Data has been crosschecked with the solid organ and tissue sector to confirm the donation event and donor classification.
- 9 *Eye and tissue only donor* – A deceased donor where eye and an additional tissue(s) e.g. musculoskeletal, cardiovascular or skin has taken place. Data has been crosschecked with the tissue sector to confirm the donation event and donor classification.
- 10 *Eye tissue donation* – Unless otherwise specified all donors undergo retrieval of both whole eyes or both corneas. This means the number of eye tissue donations can be calculated by doubling the amount of total eye donors.
- 11 *Eye tissue graft transplants* – Corneal or scleral tissue transplanted into an eye tissue recipient within the reporting time period.
- 12 *Eye tissue recipient* – Unless otherwise specified the number of eye tissue recipients is equal to the number of eye tissue graft transplants (consistent with EBAANZ).
- 13 *Living tissue donation* – identifies a donation event where one or more tissues are retrieved from a living donor. Living tissue can be amnion, cardiovascular, but is vastly comprised of donated femoral heads (bone) retrieved during hip replacement surgery. A living musculoskeletal donor can donate one femoral head during one donation event, two femoral heads during one donation event or one femoral head during two separate donation events.
- 14 *Musculoskeletal tissue (ms)* – includes, but not limited to, bone, cartilage and tendon retrieved from areas such as the pelvis, arm and leg.

Eye and Tissue Donation Registry

- 15 *Notified tissue graft implants* – Number of tissue grafts supplied and confirmed by the hospital to the distributing tissue bank to have been implanted. One tissue graft recipient may receive multiple graft implants.
- 16 *Notified tissue graft recipients* – The number of tissue graft recipients, confirmed by the hospital to the distributing bank, who receive one or more graft implants during a single tissue transplant event.
- 17 *Pancreas islet (pi)* – A multicellular structure within the pancreas that maintains normal blood glucose level within the body.
- 18 *Sclera unit* – A unit of the protective outer layer of the eyeball, used for transplantation during ocular surgery.
- 19 *Skin tissue (sk)* – includes, but not limited to, split thickness skin (epidermis and upper part of the dermis), of varying size.
- 20 *Tissue transplant event*
- A single tissue transplant event occurs when a tissue graft recipient receives 1 or more tissue grafts on a single occasion. This will be counted as one tissue graft recipient, one tissue transplant event.
 - If a tissue graft recipient receives 1 or more tissue grafts during multiple tissue transplant events, this will be counted as one tissue graft recipient *for each tissue transplant event*.
- 21 *Unique donor* – A deceased or living donor who donates one or more tissue(s) during a single donation event.

8 Contributors

NSW:

- Australian Tissue Donation Network
- Hunter New England Bone Bank
- Lions NSW Eye Bank
- NSW Bone Bank
- Rachel Forster Bone Bank
- Sydney Heart Valve Bank

VIC:

- Barwon Health Bone Bank
- Donor Tissue Bank of Victoria
- Lions Eye Donation Service

QLD:

- QLD Eye Bank
- QLD Bone Bank
- QLD Heart Valve Bank

SA:

- Eye Bank of SA
- SA Tissue Bank

WA:

- Lions Eye Bank WA
- PlusLife (Perth Bone and Tissue Bank)

ACT:

- DonateLife ACT

Special acknowledgement to the BAA and the EBAANZ for their comments.