

# Chapter 9

## ***Pancreas Donation in Australia and New Zealand***



2016  
Annual Report  
*Data to 31-Dec-2015*

# PANCREAS DONATION

## PANCREAS DONATION

In Australia in 2015, there were 45 pancreas transplant recipients, 43 were recipients of simultaneous kidney/pancreas transplants and two were pancreas alone transplants. The 45 pancreas transplants was an increase of 29% since 2009.

New Zealand performed 3 pancreas transplants in 2015 compared to 2 pancreas transplants in 2014.

Figures 9.1 and 9.2 show the outcomes of request for pancreas donation in Australia and New Zealand for 2015 respectively.

Figure 9.1





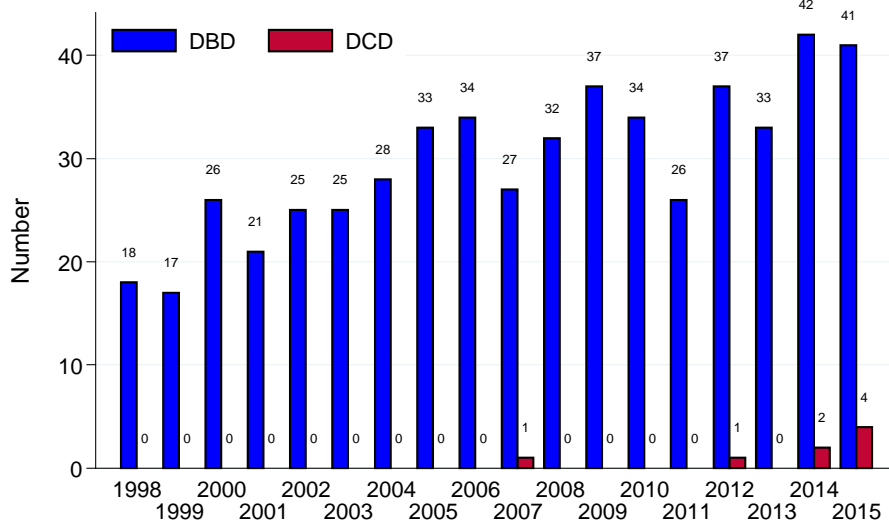
Figure 9.2



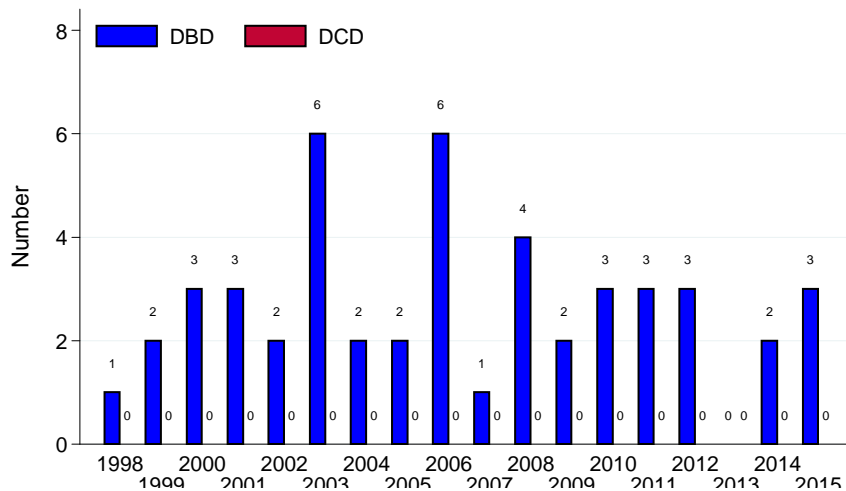
# PANCREAS DONATION

Figures 9.3 and 9.4 show the number of recipients of pancreas transplants by donation pathway in Australia and New Zealand respectively from 1998 to 2015. Figure 9.5 shows the number of recipients of pancreas transplant recipients by Australia and New Zealand in 2014 to 2015.

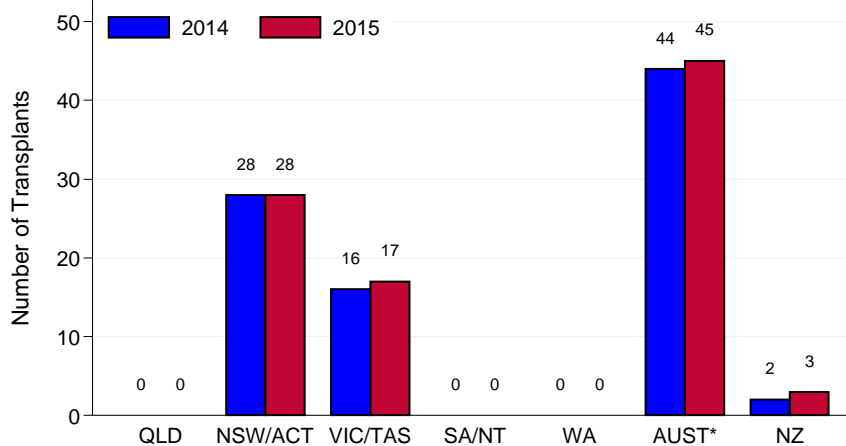
**Figure 9.3** Recipients of Whole Pancreas Transplant by Donation Pathway Australia 1998-2015



**Figure 9.4** Recipients of Whole Pancreas Transplant by Donation Pathway New Zealand 1998-2015



**Figure 9.5** Deceased Donor Pancreas Transplant Recipients\* by Transplant State, Australia and New Zealand, 2014-2015



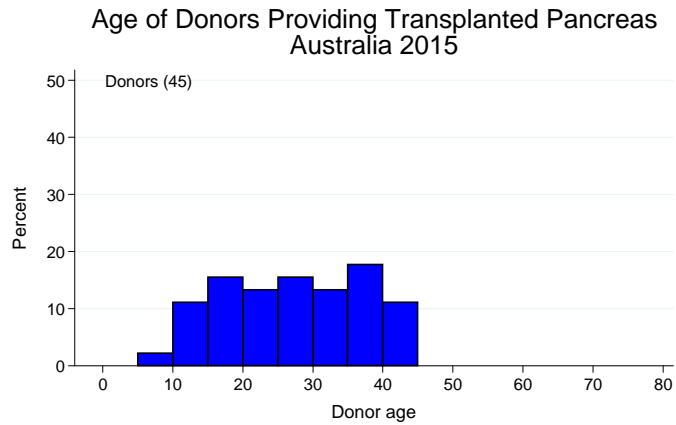
\* These numbers include the exchange of organ between States and Territories of Australia and New Zealand.

# PANCREAS DONATION

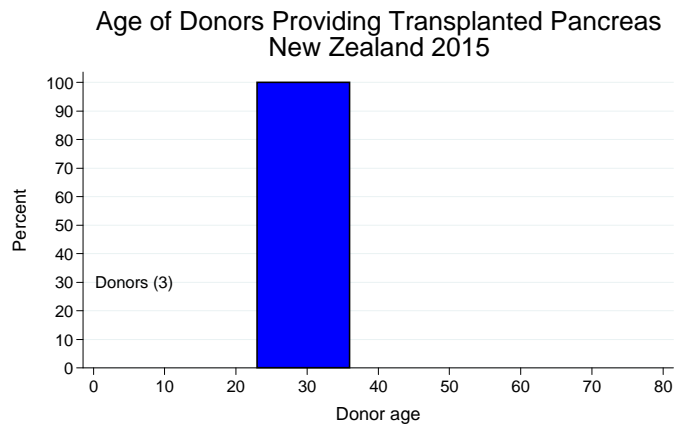
## PANCREAS DONORS

The age distribution of donors providing transplanted pancreas for Australia and New Zealand is shown in Figures 9.40 and 9.41 respectively.

**Figure 9.40**



**Figure 9.41**



# PANCREAS DONATION

## NON RETRIEVED PANCREAS

In 2015, there were 193 pancreas not retrieved from Australian donors and 35 from New Zealand donors. For those pancreas not retrieved in Australia, 84 were not medically suitable, 54 due to age of donor, 19 due to no suitable recipient being available, 17 due to logistical issues, 7 a result of DCD donation, seven surgically unsuitable and 5 due to trauma to the organ. In New Zealand, pancreas were not retrieved due to the age of donor (18), no suitable recipient being available (2), not medically suitable (11) and four a result of trauma to the organ.

One hundred and twenty one donors in 2015 had pancreas retrieved in Australia, however 34 of those were not for the purpose of organ transplantation but rather retrieved for research purposes. In New Zealand, 3 pancreas retrieved from donors were used for research purposes.

Table 9.1 shows the reasons pancreas were not used from Australian and New Zealand deceased donors since 2010.

**Table 9.1**

Reasons Pancreas Not Retrieved, 2015		
Reason	Australia	New Zealand
Logistics	17	0
Not Medically Suitable	84	11
Surgically Unsuitable	7	0
Trauma to Organ	5	4
No Suitable Recipients	19	2
Age of Donor	54	18
DCD Donor	7	0
Consent Withdrawn	0	0
Others	0	0
<b>Total</b>	<b>193</b>	<b>35</b>

## NON UTILISED PANCREAS

Table 9.2 shows the reasons pancreas were not used from Australian and New Zealand deceased donors since 2010.

**Table 9.2**

Reasons Pancreas Retrieved and Not Utilised for Organ Transplantation in Australia (New Zealand) 2010 - 2014						
Year	Logistics	Not Medically Suitable	Not Surgically Suitable	No Suitable Recipients	Other	Total
<b>2010</b>	0 (0)	1 (0)	0 (0)	0 (0)	0 (0)	1 (0)
<b>2011</b>	0 (0)	0 (0)	0 (0)	1 (0)	0 (1)	1 (1)
<b>2012</b>	2 (0)	0 (0)	0 (0)	0 (0)	0 (0)	2 (0)
<b>2013</b>	0 (0)	1 (0)	0 (0)	0 (0)	0 (0)	1 (0)
<b>2014</b>	0 (0)	2 (0)	1 (0)	0 (0)	0 (0)	3 (0)

# PANCREAS DONATION

Table 9.4

Outcome of Request for Pancreas Donation Australia, 2011 - 2015					
Outcome	2011	2012	2013	2014	2015
<b>Total Donors</b>	<b>337</b>	<b>354</b>	<b>391</b>	<b>378</b>	<b>435</b>
No Request for Pancreas Donation	73	88	92	77	107
Request for Pancreas Donation	264	266	299	301	328
Consent Not Given	5	8	10	16	14
Consent Given	259	258	289	285	314
Pancreas Not Retrieved	183	188	221	184	193
Pancreas Retrieved	76	70	68	101	121
Pancreas Not Used	1	2	2	3	6
Pancreas Islets Not Used	7	7	6	6	12
Pancreas used for Research	4	1	13	33	34
Pancreas Islets used for Research	29	18	13	5	8
Pancreas Transplanted	26	38	33	44	45
Pancreas Islets Transplanted	9	4	1	10	16
Pancreas only Recipients	26	38	33	44	45
Pancreas Islets Recipients	9	3	1	10	15
<b>Pancreas only (no Islets) Discard Rate</b>	<b>6.58%</b>	<b>4.29%</b>	<b>22.06%</b>	<b>35.64%</b>	<b>33.06%</b>
<b>Pancreas only (no Islets) Utilised Rate</b>	<b>34.21%</b>	<b>54.29%</b>	<b>48.53%</b>	<b>43.56%</b>	<b>37.19%</b>

# PANCREAS DONATION

Table 9.4

<b>Outcome of Request for Pancreas Donation New Zealand, 2011 - 2015</b>					
<b>Outcome</b>	<b>2011</b>	<b>2012</b>	<b>2013</b>	<b>2014</b>	<b>2015</b>
<b>Total Donors</b>	<b>38</b>	<b>38</b>	<b>36</b>	<b>46</b>	<b>53</b>
No Request for Pancreas Donation	9	16	23	24	14
Request for Pancreas Donation	29	22	12	22	39
Consent Not Given	0	0	0	0	1
Consent Given	29	22	12	22	38
Pancreas Not Retrieved	25	19	12	20	35
Pancreas Retrieved	4	3	0	2	3
Pancreas Not Used	1	0	0	0	0
Pancreas Islets Not Used	0	0	0	0	0
Pancreas used for Research	0	0	0	0	0
Pancreas Islets used for Research	0	0	0	0	0
Pancreas Transplanted	3	3	0	2	3
Pancreas Islets Transplanted	0	0	0	0	0
Pancreas only Recipients	3	3	0	2	3
Pancreas Islets Recipients	0	0	0	0	0
<b>Pancreas only (no Islets) Discard Rate</b>	<b>25%</b>	<b>0%</b>	<b>.%</b>	<b>0%</b>	<b>0%</b>
<b>Pancreas only (no Islets) Utilised Rate</b>	<b>75%</b>	<b>100%</b>	<b>.%</b>	<b>100%</b>	<b>100%</b>



**Suggested Citation:**

ANZOD Registry, 2016 Annual Report, Chapter 9: Pancreas Donation. Australia and New Zealand Dialysis and Transplant Registry, Adelaide, Australia. 2016. Available at: <http://www.anzdata.org.au>

Australia and New Zealand Organ Donation Registry  
c-\ South Australia Health and Medical Research Institute (SAHMRI)  
North Terrace,  
Adelaide  
South Australia  
Australia

w: [www.anzdata.org.au](http://www.anzdata.org.au)

p: +61 8 8128 4758

2016 ©

