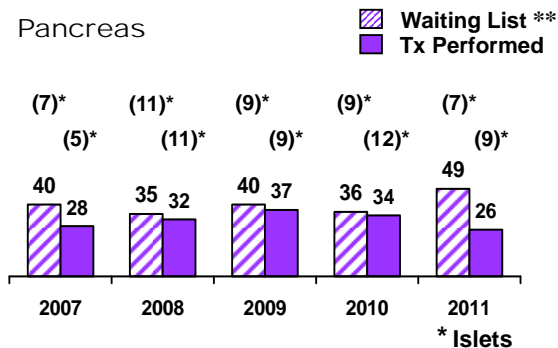


PANCREAS DONATION

Figure 100

Waiting List vs Deceased Transplants
Australia 2007 - 2011



** National Pancreas Registry (Westmead)
A/Prof John Kanellis (Pancreas-Victoria)
A/Prof David Goodman (Pancreas Islets-Victoria)
A/Prof Toby Coates (Pancreas Islets-South Australia)

There were 26 combined kidney/pancreas transplants performed in 2011: 19 at Westmead Hospital in New South Wales and seven at the Monash Medical Centre, Victoria.

Nine pancreas islets transplants were performed in 2011; four at Westmead Hospital in New South Wales, four at St Vincent’s Hospital in Victoria and one at the Central Northern Adelaide Renal Transplant Service (CNARS) at the Royal Adelaide Hospital in South Australia. The first kidney/pancreas islets transplant was performed in 2011 at Westmead Hospital.

In New Zealand in 2011, there were three combined kidney/pancreas transplants performed in Auckland.

The first perfusion fluid used in Australia for pancreas retrieved was Ross solution (71%), Hartmans (22%), saline (5%) and UW (>1%). UW was used for all New Zealand pancreas retrieved.

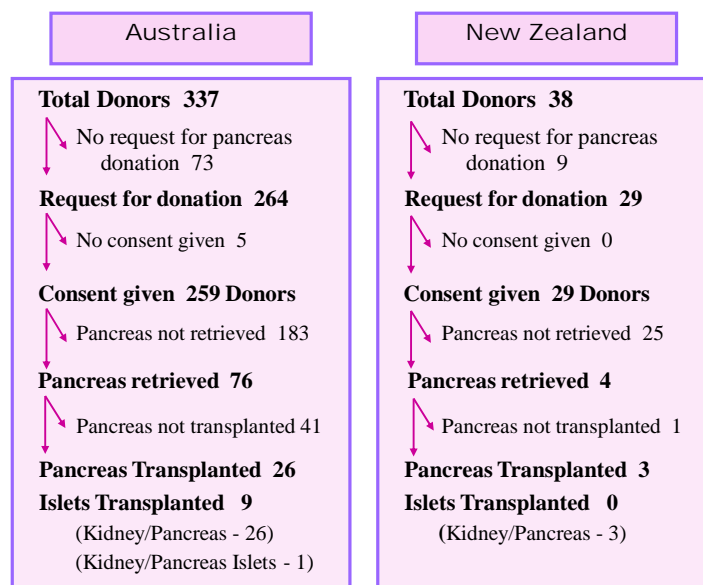
Figure 101

Waiting List		
	AUST	NZ **
Number of Patients with Diabetes Type 1 on dialysis (December 2010) *	246	58
Patients < 45 years of age	79	29
Patients < 55 years of age	165	48
Number of patients on the Kidney Transplant Waiting List *	1135	458
Number of patients on the Kidney Pancreas Transplant Waiting List	46	4
Number of patients on the Pancreas only Waiting List	3	-
Number of patients on the Islet Transplant Waiting List	7	-

Reference: * ANZDATA Registry NOMS (National Organ Matching System)
National Pancreas Registry (Westmead) and A/Prof Kanellis (Pancreas-Victoria)
A/Prof Goodman (Pancreas Islets-Victoria) and A/Prof Coates (Pancreas Islets-South Australia)
** New Zealand Donor Coordinators

Figure 102

Outcome of Request for Pancreas Donation 2011



Refer to Appendices for reasons pancreas were not requested, not retrieved and not transplanted

Figure 103

Age of Donors Providing Transplanted Pancreas 2006 - 2011									
		Age Groups							Total
	Year	00-04	05-14	15-24	25-34	35-44	45-54	55-64	
Australia	2006	0	1	15	9	8	1	0	34
	2007	0	4	15	4	4	1	0	28
	2008	0	1	10	11	10	0	0	32
	2009	0	0	12	12	12	1	0	37
	2010	0	0	10	14	8	2	0	34
	2011	0	1	11	9	5	0	0	26
New Zealand	2006	0	0	3	2	1	0	0	6
	2007	0	0	0	1	0	0	0	1
	2008	0	1	3	0	0	0	0	4
	2009	0	1	1	0	0	0	0	2
	2010	0	0	1	1	1	0	0	3
	2011	0	0	2	1	0	0	0	3

Figure 104

Age of Donors Providing Transplanted Islets 2006 - 2011										
		Age Groups							Total	
	Year	00-04	05-14	15-24	25-34	35-44	45-54	55-64		65-74
Australia	2006	0	0	1	1	1	1	2	1	7
	2007	0	0	0	1	1	1	1	1	5
	2008	0	0	1	2	2	2	4	0	11
	2009	0	0	0	0	0	3	6	0	9
	2010	0	0	1	0	2	6	3	0	12
	2011	0	0	1	1	1	5	1	0	9

Figure 105

Age of Donors Providing Transplanted Pancreas and Islets - Australia 2011

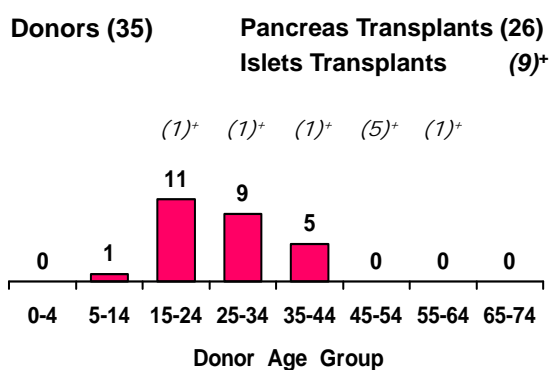


Figure 106

Regional Outcome of Requests for Pancreas 1989 - 2011										
	QLD	NSW	ACT	VIC	TAS	SA	NT	WA	AUST	NZ **
Total Donors	964	1454	118	1189	92	637	51	426	4931	708
Requested	793	1124	102	841	62	321	25	199	3467	371
Consented	724	1073	96	804	59	299	25	171	3251	364
Retrieved	68	362	35	386	38	154	8	84	1135	50
Transplanted	39	206	19	136	22	44	0	19	485	40
Pancreas Islets	4	25	2	18	2	11	1	1	64	0

** New Zealand 1993 - 2011